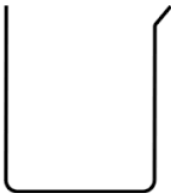
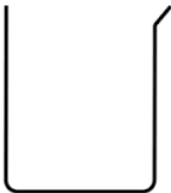
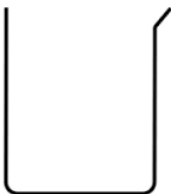
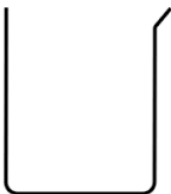
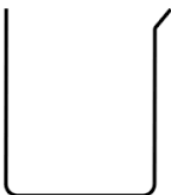
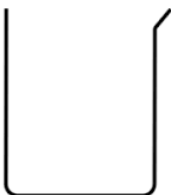
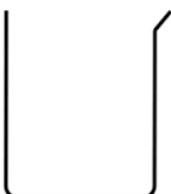
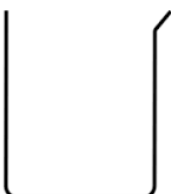
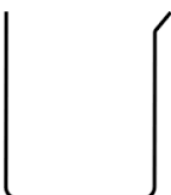
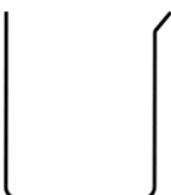
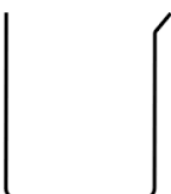
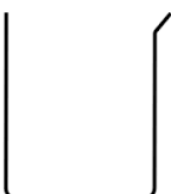


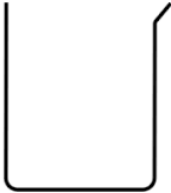
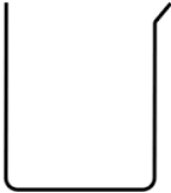
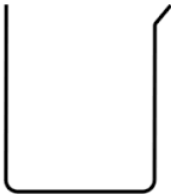
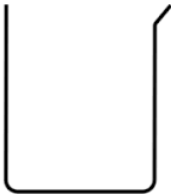
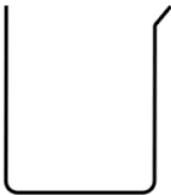
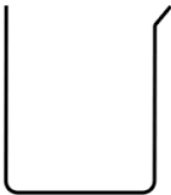
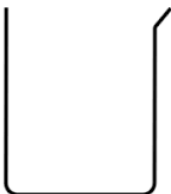
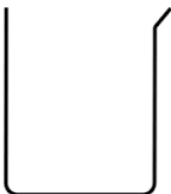
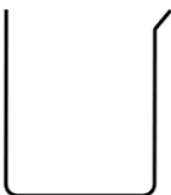
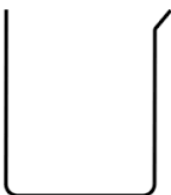
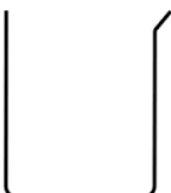
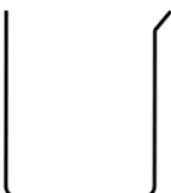
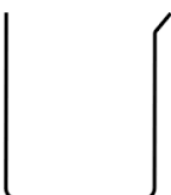
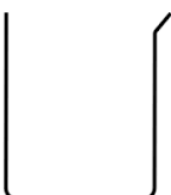
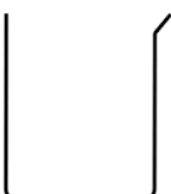
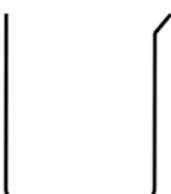


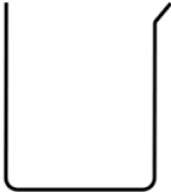

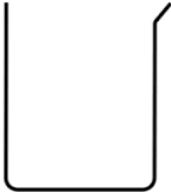


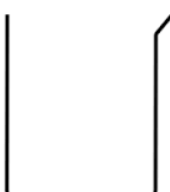
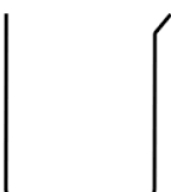
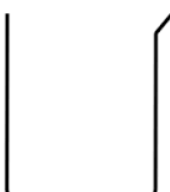
Une expérience pour mieux comprendre :

➔ Tous les liquides peuvent-ils se mélanger entre eux ?

■ Tableau de synthèse des expériences de la classe :

Mélange	1 ^{er} schéma (avant agitation)	Au bout de 2 mn	Observations	Conclusion
..... dans			
..... dans			
..... dans			
..... dans			
..... dans			
..... dans			

Mélange	1 ^{er} schéma (avant agitation)	Au bout de 2 mn	Observations	Conclusion
..... dans			
..... dans			
..... dans			
..... dans			
..... dans			
..... dans			
..... dans			
..... dans			

Mélange	1 ^{er} schéma (avant agitation)	Au bout de 2 mn	Observations	Conclusion
<p>.....</p> <p>dans</p> <p>.....</p>			<p>.....</p> <p>.....</p> <p>.....</p>	
<p>.....</p> <p>dans</p> <p>.....</p>			<p>.....</p> <p>.....</p> <p>.....</p>	
<p>.....</p> <p>dans</p> <p>.....</p>			<p>.....</p> <p>.....</p> <p>.....</p>	
<p>.....</p> <p>dans</p> <p>.....</p>			<p>.....</p> <p>.....</p> <p>.....</p>	